

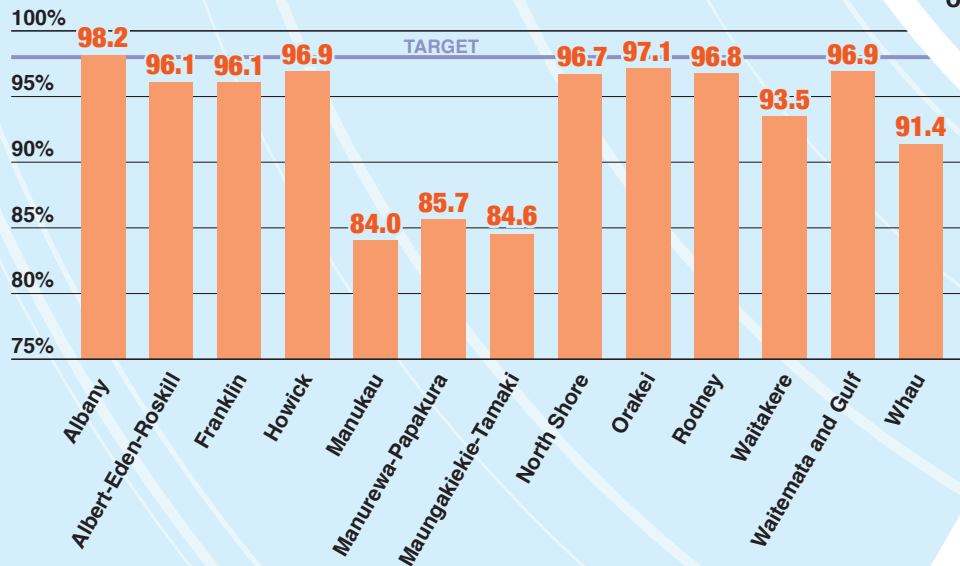
# STATE OF AUCKLAND EDUCATION 2012

## EARLY LEARNING

**1,212** early learning services in Auckland  
**53,724** pre-schoolers in early childhood education (ECE)  
**92.7%** of Auckland children attend some form of ECE (83.8% for Pasifika, 86.5% for Māori)

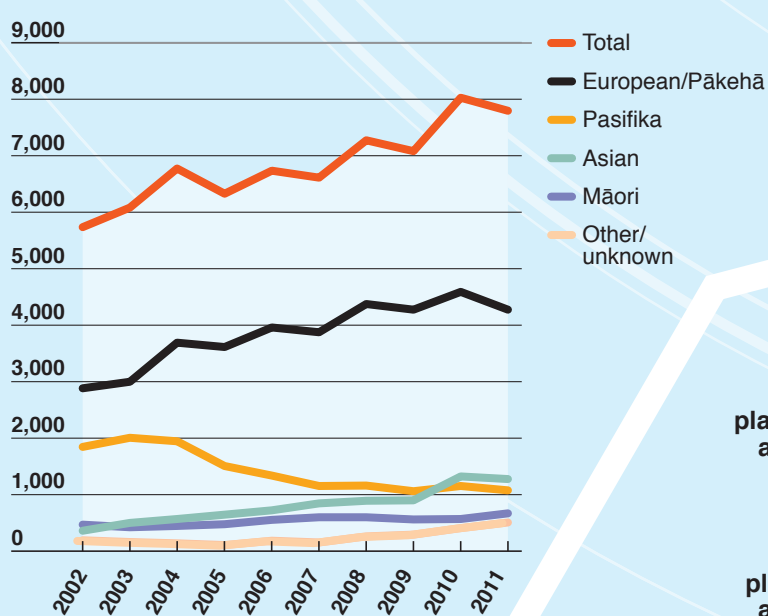
### STARTING OUT

Children beginning school who attended ECE  
 By ward (year ending March 2012)



### PLAY GROUPS

Children attending in Auckland



**23,657** Auckland babies born, 2010

**1/3** working-age Māori live here

## AUCKLAND

**309,490** 0-14-year-olds (2011); an extra **28,000** children expected by 2021

**1/3** of all children live in three local boards: Mangere/Otahuhu, Papatoetoe/Otara, and Howick

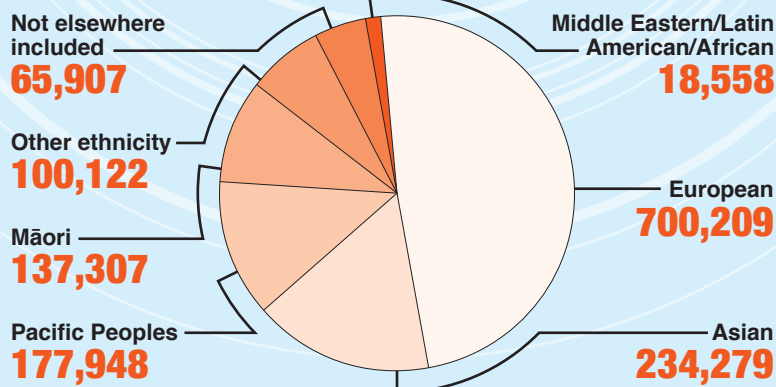
By **2031** half of the new Auckland labour force will be Māori or Pasifika

More than half of all Māori and Pasifika are under 25 (compared to 33.6% of Europeans)

**6,853** Auckland families headed by a parent with no qualifications

**56%** of Aucklanders are migrants and their children

### AUCKLAND'S PEOPLE BY ETHNICITY



## AT SCHOOL

**261,813** students

**593** schools

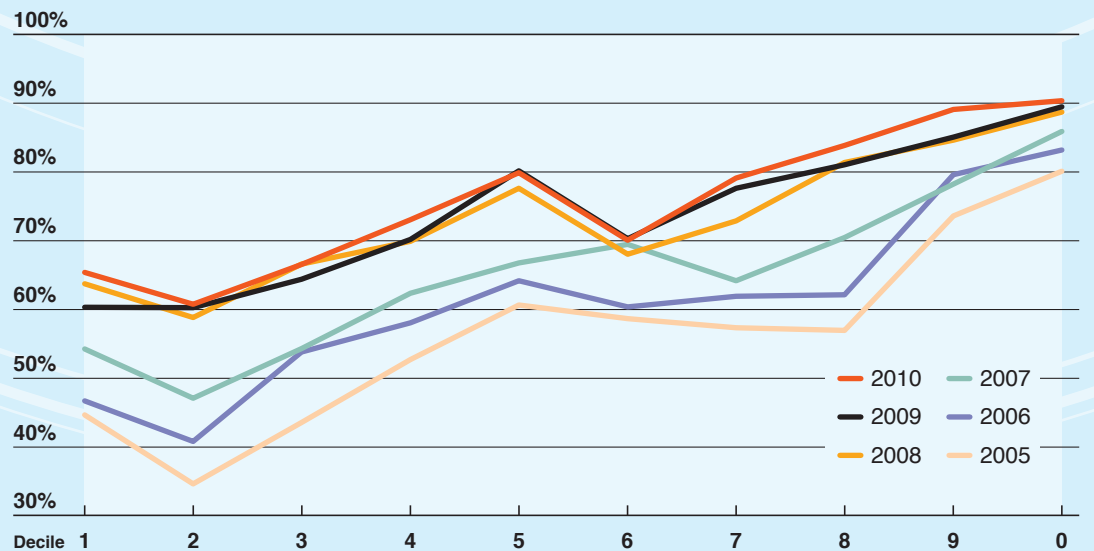
**16,406** teaching staff

**\$2.5bn** Auckland's school property portfolio

### SCHOOL LEAVERS

With NCEA L2 or above by decile (2005-2010)

**44%** of Auckland year 13 candidates achieved UE in 2010



**160** places in 8 service academies, 2012

**428** places in 6 trades academies, 2012

## DESTINATIONS

**7,000** fees-free tertiary places for 16-17-year-olds under Youth Guarantee by 2013

**2,860** in targeted foundation-level training

**2,406** modern apprentices, December 2010

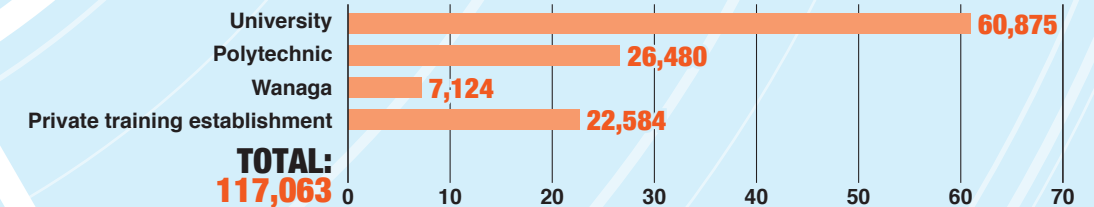
**22,835** international tertiary students, 2011

**23,690** industry trainees, December 2010

### ENROLMENTS

Domestic tertiary

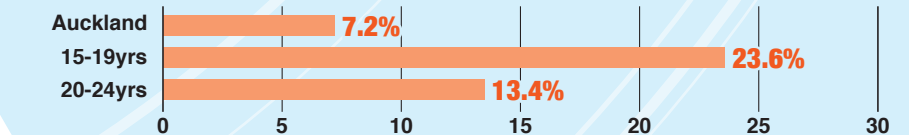
2011 (000s)



### SKILLS GAPS

Unemployment

June 2012 (%)



**270,222** jobs in knowledge intensive industries in 2010:  
 38.5% of total employment.  
 National average: 33.2%

**410,000** Auckland adults with low literacy

**6,078** 15-17-year-olds not in education or work

### AUCKLAND CHANGES

Growth industries and skills shortages

- Engineering
- Digital and ICT skills
- Food technologies and food chemistry
- Health technologies
- Screen production
- Biotechnology
- Marine
- Professional management

**18,562** school leavers in 2010  
**53.1%** achieved University Entrance Standards,  
**31%** did not achieve NCEA 2 (includes **2,976** with no qualifications)